

Pakistan Reinsurance Company Limited
Retrocession Department


Renewal of PRCL Non-Marine (Fire & Engineering) Risk
Excess of Loss Reinsurance
Policy Period from 16-05-2021 to 15-05-2022
Method of Tender: Single Stage – Two Envelope Basis
Comparison of Financial bids

GNPI: 1,955,000,000/-


OPTION-1 (Without CECR coverage)


Amounts in PKR


Layering Structure				M/s. Guy Carpenter/Unique			M/s. Aon / SIB		
Layer	Cover (Limit)	Priority (Excess)	Reinstatements	XL Premium (100%)	MDP(85%)	Adjustable Rate%	XL Premium (100%)	MDP(85%)	Adjustable Rate%
1	200,000,000	200,000,000	4@100%	122,187,500	103,859,375	6.25	137,700,000	117,045,000	7.043
2	300,000,000	400,000,000	2@100%	60,018,500	51,015,725	3.07	97,200,000	82,620,000	4.972
3	400,000,000	700,000,000	1@100%	36,558,500	31,074,725	1.87	43,560,000	37,026,000	2.228
4	900,000,000	1,100,000,000	1@100%	28,543,000	24,061,550	1.46	48,600,000	41,310,000	2.486
5	1,000,000,000	2,000,000,000	1@100%	19,550,000	16,617,500	1.00	32,400,000	27,540,000	1.657
Total				266,857,500	226,828,875	13.65	359,460,000	305,541,000	18.387 %
Result				LOWEST EVALUTED BIDDER					


Officer (Retro)


Manager (Retro)


E.D(U/W) - IPC member


CIA - IPC member


CFO - IPC member

~~Pakistan Reinsurance Company Limited~~
Retrocession Department

Renewal of PRCL Non-Marine (Fire & Engineering) Risk
Excess of Loss Reinsurance
Policy Period from 16-05-2021 to 15-05-2022
Method of Tender: Single Stage - Two Envelope Basis
Comparison of Financial bids


GNPI: 1,980,000,000/-


OPTION-2 (With CECR coverage)


Amount in PKR


Layering Structure				M/s. Guy Carpenter/Unique			M/s. Aon / SIB		
Layer	Cover (Limit)	Priority (Excess)	Reinstatements	XL Premium (100%)	MDP(85%)	Adjustable Rate%	XL Premium (100%)	MDP(85%)	Adjustable Rate%
1	200,000,000	200,000,000	4@100%	125,730,000	106,870,500	6.35	137,700,000	117,045,000	6.955
2	300,000,000	400,000,000	2@100%	60,786,000	51,668,100	3.07	97,200,000	82,620,000	4.909
3	400,000,000	700,000,000	1@100%	37,026,000	31,472,100	1.87	43,560,000	37,026,000	2.200
4	900,000,000	1,100,000,000	1@100%	28,908,000	24,571,800	1.46	48,600,000	41,310,000	2.455
5	1,000,000,000	2,000,000,000	1@100%	19,800,000	16,830,000	1.00	32,400,000	27,540,000	1.636
Total				272,250,000	231,412,500	13.75	359,460,000	305,541,000	18.155 %
Result				LOWEST EVALUTED BIDDER					


Officer (Retro)


Manager (Retro)


E.D(U/W) - IPC member


CIA - IPC member


CFO - IPC member